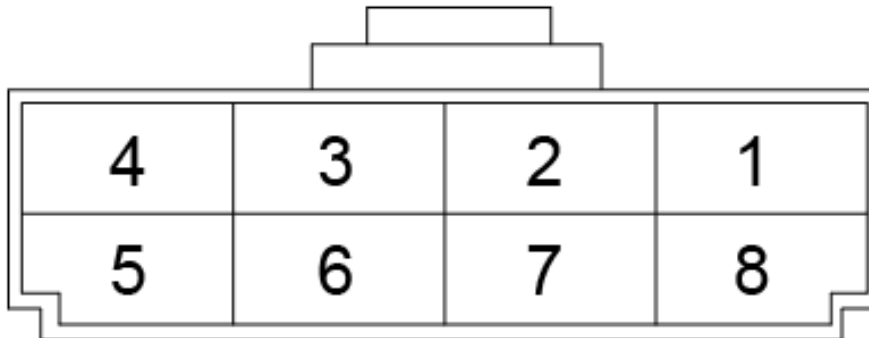



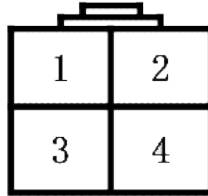
1215 / 1219 Controller Assemblage Connector



Terminal Number	Wiring Function	Wire Color
1	Battery "+" (Electric Source Positive Terminal)	Red
2	0-5V Throttle Speed Signal	White
4	Forward/Reverse Contactor Forward Signal In	Violet
5	Key Switch Input (KSI)	Orange
7	Forward/Reverse Contactor Reverse Signal In	Blue
8	Battery "-" (Electric Source Negative Terminal)	Black



Potentiometer Connector



Terminal Number	Wire Color	Wiring Function
1	Blue	Throttle Switch Out
2	Brown	DC Power Positive (B+)
3	Yellow / Green	Speed Signal 0-5V
4	Black	DC Power Negative (B-)

Dimensions:

